

GUIDE



HOW TO PLAY A-NO

With fun and enjoyment



Content



Page 2 :Objective and Set up

Page 3 :How to play (1)

Page 4 :How to play (2)

Page 5 :How to play (3)

-skip card

Page 6 :How to play (3)

-Draw 2 card

Page 7 :How to play (3)

-reversed card

Page 8 :How to play (3)

-wild card

Page 9 :How to play (3)

-wild draw 4

Page 10 :How to play (3)

-boom card



Content



Page 11 :How to play (3)

-clone card

Page 12 :How to play (3)

-see the future

Page 13 :How to play (3)

-change the future

Page 14 :How to play (4)

Page 15 :How to play (5)

Page 16 :How to play (6)





Objective and Set up



Objective

The objective of A-no is to be the first player to not have any cards left in your hand.

Set up

1. Shuffle the deck of Uno cards thoroughly.
2. Give seven cards to each player.
3. Place the remaining deck face down in the center of the playing area . This pile will serve as the draw pile.
4. Flip the top card of the draw pile over and place it face-up next to the draw pile to start the game .

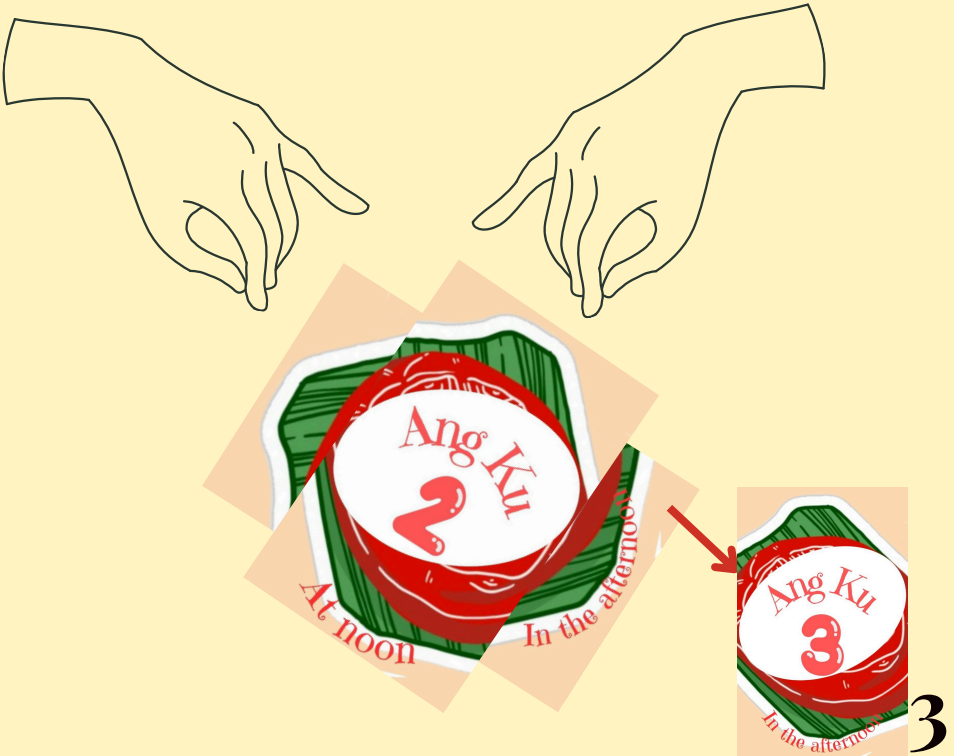




1. Match the food and number of the card on top of the discard pile. The player must place their card on the discard pile. The next player then looks for a card in their hand that can be matched.

Player 1

Player 2





2.If a player cannot make a match they must draw a card from the draw pile. If after drawing, they still cannot make a match, play moves to the next player.

Player 1

Player 2





How To Play



3.A-NO cards also have 5 different Ability cards.

3.1.Skip : The next player is skipped.





How To Play



3.A-NO cards also have 5 different Ability cards.

3.2.Draw 2 : The next player is skipped and must draw 2 cards.





How To Play



3.A-NO cards also have 5 different Ability cards.

3.3.Reverse card: Play direction is reversed.





How To Play



3.A-NO cards also have 5 different Ability cards.

3.4.Wild card: The player that plays this card can choose any food.





How To Play



3.A-NO cards also have 5 different Ability cards.

3.5.Wild draw 4: The player that plays this card can choose the next food, skip the next player and the next player must draw 4 cards.





How To Play



3.A-NO cards also have 5 different Ability cards.

3.6. Boom card: If you get this from the discard pile , you have too complete 3 missions from 3 mission cards. If you answer correctly: this card can be any card. but if you answer incorrectly : you have to draw 3 card from the discard pile



Wrong = plus 3



Correct = can be any card



How To Play



3.A-NO cards also have 5 different Ability cards.

3.7.Clone card:this card wil become whatever card is beneath it






How To Play



3.A-NO cards also have 5 different Ability cards.

3.8. See the Future: the player that plays this card can look at the top 3 cards of the discard pile but you can't change the order.



can look at
the cards




How To Play



3.A-NO cards also have 5 different Ability cards.

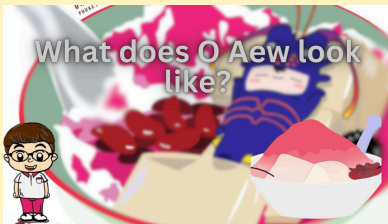
3.9.Change The Future:the player that plays this card can look at the top 3 cards of the discard pile and you can also change the order of the cards.



Can look and change the order of the cards



4. To use Ability cards, players must complete the mission from Mission Cards, which contain question related to Phuket Gastronomy. If a player answers correctly, they can use the ability of the card. If they answer incorrectly, they cannot use the ability of card, but there is a chance for them to get a lucky card. If they get a lucky card, they can use the Ability cards without having to answer the mission cards. Only clone card and change the future card need to complete 3 mission card





x 3



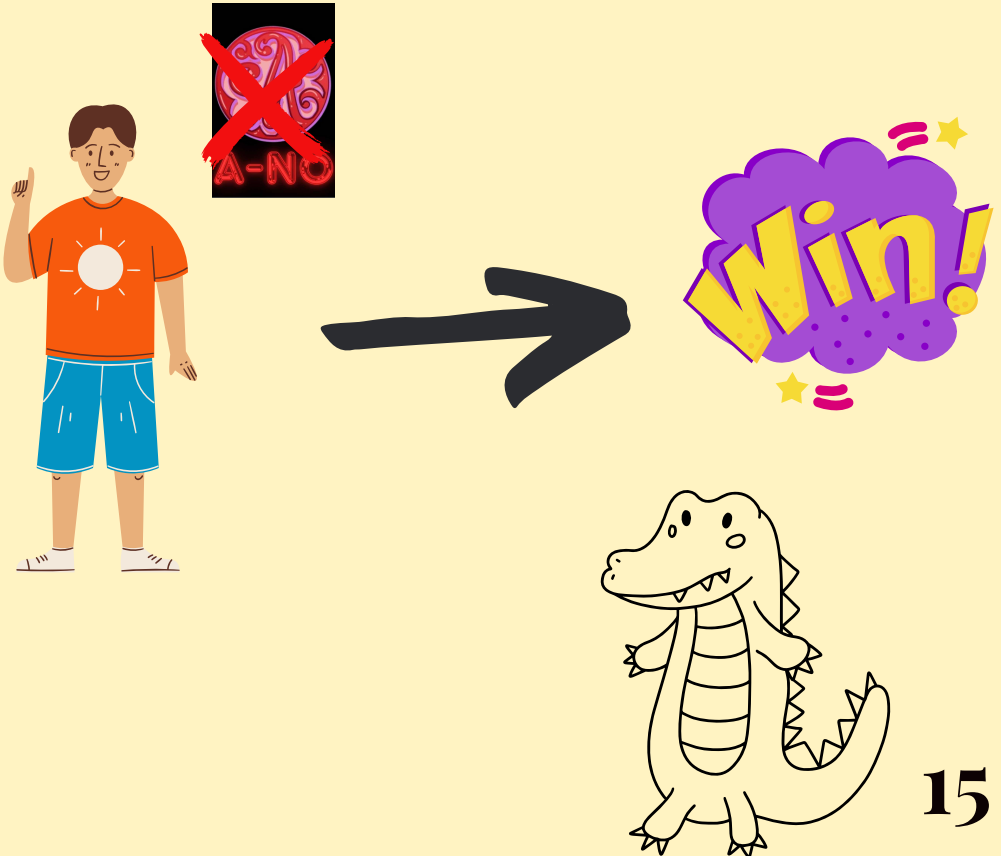


5. Whenever a player has only 1 card left, they must say "A-NO" if they forget saying it. They must draw 2 cards from the draw pile again.





6. The player who is out of cards becomes the winner.



Answer Keys

- Where does Kareemaifan come from ?
It came from china.

- What does Kareemaifan taste like?
It tastes like curry with coconut milk.

- What province is Kareemaifan sold in?
It is sold in Phuket .

- Name me 2 foods can be eaten with Kareemaifan.
2 foods that can be eaten with Kareehmaifan are
1. fried pork 2. pork soup.

- Name me 3 ingredients of Kareemaifan.
The ingredients are
1. curry powder 2. coconut milk 3. salt.

- What does O Aew look like?
It looks like Bingsu with jelly.

- What kind of food is O Aew?
It is a dessert.



- What country was the first to make O Aew? The first country that made O-Aew is Thailand.

- Name 3 ingredients of O Aew.

1. Sugar 2. Ice 3. O-Aew(jelly)

- Who is the first O Aew seller ?

The first O-Aew seller was pa ange.

- What are O Aew benefits?

The O-Aew benefits are 1. make us cool down in the summer 2. make us not tired and thirsty.

- Which province has O Aew as local food?

The province that has O-Aew as local food is Phuket.

- What do we call O Aew in Penang, Malaysia ?

We call it Buntawbie.

- What do we call O Aew in Chinese Hokkien?

We call it O-Keaw.



- What does A Neung Yin look like?

It looks like egg yolk with salt.

- What is the color of A-Nueng-Yin?

The colour of A Neung Yin is orange

- How many days do you have to leave A-Nueng-Yin when you finish the steps?

You need to leave it for 7 days.

- Where is the best place to keep A-Nueng-Yin?

The best place to keep A Neung Yin is in the refrigerator.

- What is the last step of making A-Nueng-Yin?

The last step of making A Neung Yin is to dry it for 7 days.

- What is the main occupation for Chinese people?

The main occupation for Chinese people is fishing.



- How do you keep the quality and long lasting of the trawls?

You pour egg white on it.

- Name me 3 fishing equipments.

Fishing Rod, Bucket, Trawls or Knives.

- Name me 2 ingredients in A-Nueng-Yin.

Egg Yolk and Salt

- What is the color of Klueakoei?

The color of Klueakoei is Brown.

- Name me 3 ingredients of Klueakoei.

Fruits, Salt and Fish Sauce.

- What does Klueakoei look like?

Kluakoei looks like Sweet Fish Syrup.

- How does Klueakoei taste?

It tastes salty.



- How to eat Klueakoei?

You eat it with Fruits.

- What is the first step of making Klueakoei?

Get the Fish Sauce and put it in a bowl.

- What is the last step of making Klueakoei?

Put the Fish Sauce in the Sauce.

- Where does Ang-Ku come from ?

It comes from Phuket.

- Who is the first seller of Ang Ku in Phuket?

The First Seller of Ang-Ku is Fujian.

- What is the color of Ang-Ku?

The colour of Ang-Ku is red.

- Which festival is Ang Ku eaten in?

Ang-Ku is eaten in Por Tor Festival.

- What does Ang Ku look like?

It looks like a red tortoise.



- What is the place you can see Ang-Ku?
You can see Ang-Ku in Bangneaw Muinicipal School
Chinese Temple.

- What is the last step of making Ang-Ku?
Bake it.


- What is the taste of Ang-Ku?
It is sweet.

- Name 2 of Ang Ku's ingredients.
Sugar and Sticky Rice.

- Which country made Klueakoei?
Thailand made Klueakoei.

- Which province was Klueakoei first sold in?
The first province which Klueakoei was in sold was
Phuket.





A-No